



Kentucky High School Athletic Association

2280 Executive Drive ° Lexington, KY 40505 ° www.khsaa.org ° (859)299-5472 (859)293-5999 (fax)

MEMORANDUM

To: Superintendent, Principal, and Athletic Director
June Buchanan High School

From: Brigid L. DeVries, Commissioner
Larry Boucher, Assistant Commissioner *LB*


Date: May 15, 2006

Subject: 2005-2006 Title IX Annual Report Forms Submission

Enclosed please find a copy of Form T-65, the 2005-2006 KHSAA Title IX Annual Report Submission Status Report. In addition, you may find an attachment with corrected copies of the forms submitted by your school personnel. Please review this information so the forms can be completed accurately in the future.

Also, KHSAA Audit Team Members may have requested resubmission of some of the 2005-2006 Annual Report Forms or need additional information on your athletic programs. Please submit this information by the date requested if this is applicable. Copies and all KHSAA Title IX documents must be kept current and included in your permanent Title IX File at the school. All documents are subject to Open Records Requests.

Should you need any further information, please do not hesitate to call anytime.



**KHSAA TITLE IX
ANNUAL REPORT SUBMISSION
STATUS REPORT
2005-2006**

KHSAA Form T65
Revised 8/05

TO: KHSAA Member School Superintendents, Principals, and Athletic Directors

FROM: Brigid L. DeVries, Commissioner
Larry Boucher, Assistant Commissioner *LB*

DATE: 4/17/2006

School	June Buchanan High School	Reviewed by	Allen W. Jackson
--------	---------------------------	-------------	------------------

The following is a status report regarding the required 2005 - 2006 Title IX Annual Report submission of forms due into the KHSAA office by April 15, 2006. Appropriate KHSAA Audit Team personnel have reviewed these forms and the following is a summary of this review.

I. Checklist of Forms properly submitted in a satisfactory manner:

<input checked="" type="checkbox"/>	GE 19 (Annual Verification)	<input checked="" type="checkbox"/>	T-35 (Budget Expenses)
<input checked="" type="checkbox"/>	T-1 (Summary Program Chart 1)	<input checked="" type="checkbox"/>	T-36 (Budget Expenses)
<input checked="" type="checkbox"/>	T-2 (Summary Program Chart 2)	<input checked="" type="checkbox"/>	T-41 (Checklist – Overall Interscholastic Program)
<input checked="" type="checkbox"/>	T-3 (Summary Program Chart 3)	<input checked="" type="checkbox"/>	T-60 (Corrective Action Plan)
<input checked="" type="checkbox"/>	T-4 (Summary Program Chart 4)	<input checked="" type="checkbox"/>	T-63 (Interscholastic Survey Results)

II. Status

A.	<input checked="" type="checkbox"/>	2005 – 2006 Forms are satisfactory and no further information or action is necessary at this time.
B.		Errors have been noted with respect to the following forms:
C.		The following forms were omitted and must be submitted by school representatives:
D.		Other Recommendation and Comments:



**2005-2006 KENTUCKY HIGH SCHOOL ATHLETIC ASSOCIATION
ANNUAL VERIFICATION OF TITLE IX PROCEDURES**
(To be submitted by April 15, 2006 along with other required forms)

KHSAA
Form GE19
Rev. 9/05

The June Buchanan High School, Pippa Passes, Kentucky
(Name of High School) (City)

certifies to the Kentucky High School Athletic Association that the following is an accurate and true representation of the facts surrounding compliance with 20 U.S.C. Sections 1681-1688, et. Seq. (also known as Title IX)

I certify the following provisions in accordance with records at the school contained in the permanent Title IX file, and to the best of my knowledge have completed the following tasks (All boxes must be checked).

- Established a gender equity committee at the high school. (list committee personnel and provide attachment if necessary)

Name	Address	Phone	Title
Yvon Allen		(606) 368-6108	Headmaster
Gary D. Stepp		(606) 368-6105	Asst. Headmaster/ A.D.
Lisa Cox		(606) 368-6111	Counselor
Chad Allen		(606) 368-6138	Asst. Athletic Director
Sharon Gregory		(606) 368-6106	Teacher/ Parent
Anna Jacobs		(606) 368-6010	Teacher
Nate Hovee		(606) 368-2975	Student
Rachel Frazier		(606) 642-3268	Student

- Scheduled a minimum of three meetings during the 2005-2006 school year on the following dates:

- (1) February 24, 2006
(2) April 3, 2006
(3) April 6, 2006

- Designated the following person(s) as the Title IX coordinator for the school:

<u>Gary D. Stepp</u>	<u>Asst. Headmaster/ Athletic Director</u>	<u>100 Purpose Road</u>	<u>(606) 368-6105</u>
Name	Title	Address	Phone

- Designated the following person(s) as the Title IX coordinator for the district:

<u>Gary D. Stepp</u>	<u>Asst. Headmaster/ Athletic Director</u>	<u>100 Purpose Road</u>	<u>(606) 368-6105</u>
Name	Title	Address	Phone

- School personnel are continuing to make periodic reviews of the boys' and girls' athletics program reflected in the Corrective Action Plan.

- In addition to the above information, the above referenced school maintains a complete permanent file relative to Title IX records including copies of the self-assessment audit, all corrective action plans, and other related materials.

[Signature]
Principal's Signature

4/13 2006
Date

[Signature]
Superintendent Signature

School Board Chairpersons' Signature

(Send original copy to KHSAA - Maintain duplicate in Title IX school folder)

2005-2006
ACCOMMODATION OF INTERESTS AND ABILITIES
SUMMARY PROGRAM CHART 1

KHSAA
 Form T1
 Rev. 9/05

Participation Opportunities Test One

		(Column 1)	(Column 2)	(Column 3)	(Column 4)
	Program	Enrollment	Percentage of Total Enrollment	Number of Interscholastic Participants (double and triple count)	Percentage of Total Participation
Row 1	GIRLS	28	47%	51	45%
Row 2	BOYS	31	53%	62	55%
Row 3	Totals	59	100%	113	100%

Instructions:

*Number of 8th grade students & below used in Column 3 and Column 4 calculations if applicable: 33

- Determine the total number of girls enrolled, (place in Row 1, Column 1). Determine the total number of boys enrolled, (place in Row 2, Column 1).
- Add the total number of girls and boys enrolled to determine total enrollment, (place in Row 3, Column 1).
- Calculate the percentage of total enrollment that is female. (Divide Row 1, Column 1 by row 3, Column 1 and place in Row 1, Column 2.) Calculate the percentage of total enrollment that is male. (Divide Row 2, Column 1 by Row 3, Column 1 and place in Row 2, Column 2.) Note: Row 1, Column 2 plus Row 2, Column 2 should total 100%.
- Ask the head coaches to review the most updated eligibility or squad lists for their teams. Ask coaches to confirm the names of those individuals who are on the team as of the first date of competition, and cross out the names of those who were cut from the team or quit the team prior to the first competitive event. Determine the total number of interscholastic athletics participants that are girls, (and place in Row 1, Column 3). In order to determine the total number of athletics participants, an individual should be counted each time he or she participates on a team. For example, if Jane Doe competes on the varsity volleyball team, the junior varsity volleyball team, the junior varsity basketball team, and the varsity softball team, she should be counted as four participants (do not include club or intramural sports participants, cheerleaders, dance teams, or pom squads). Calculate the same way for boys and girls. * In addition, should 8th grade students and below play on a Freshman, Junior Varsity, or Varsity team, they should also be counted for each team and sport on which they participate. If applicable, please asterisk the above notation as to how many 8th grade students & below are included in the totals. Using the same procedure, determine the total number of interscholastic athletic participants that are boys, (and place in Row 2, Column 3). Add Row 1, Column 3 plus Row 2, Column 3 to get total participants and place in Row 3, Column 3.
- Calculate the percentage of female participation. (Row 1, Column 3 divided by Row 3, Column 3 and place in Row 1, Column 4.) Calculate the percentage of male participation. (Row 2, Column 3 divided by Row 3, Column 3 and place in Row 2, Column 4.) Note: Row 1, Column 4 plus Row 2, Column 4 should total 100%.

Note: While being within three percent is not a formal compliance standard; if the percent listed in Row 1, Column 4 is within 3% of Row 1, Column 2, then it provides a good target within which compliance is likely.

Principal's Signature: _____

Date: 4/19/06

2005-2006
ACCOMMODATION OF INTERESTS AND ABILITIES
SUMMARY PROGRAM CHART 2

KHSAA
 Form T2
 Rev. 9/05

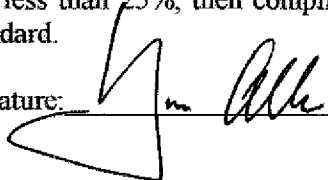
Participation Opportunities Test Two

			Column 1	Column 2	Column 3	Column 4	Column 5
Program			Number of Teams Currently Offered	Number of Participants	Number of Teams Added Since the beginning of the 2001-2002 School Year	Number of Participants Added Since the beginning of the 2001-2002 School Year	Percent of Total Participation By Sex Added Since the beginning of the 2001-2002 School Year
GIRLS	Row 1	varsity:	5	41	1		
	Row 2	j.v.:	1	10			
	Row 3	frosh:					
	Row 4	total:	6	51	1		0%
BOYS	Row 5	varsity:	5	51			
	Row 6	j.v.:	1	11			
	Row 7	frosh:					
	Row 8	total:	6	62			0%

- 1) For Column 1, list the number of interscholastic teams offered for girls and boys at each competitive level (varsity, junior varsity, and freshman). For girls, total each of the entries in Rows 1, 2, and 3 into Row 4. For boys, total Rows 5, 6, and 7 into Row 8.
- 2) For Column 2, list the number of participants at each level. For girls, total each of the entries in Rows 1, 2, and 3 into Row 4. For boys, total Rows 5, 6, and 7 into Row 8. **Note:** The totals in Row 4 for girls and in Row 8 for boys must be the same as the totals in Form T-1, Column 3, Rows 1 and 2 respectively.
- 3) For Column 3, list the number of interscholastic teams that have been added in the last five years at each competitive level. Count each team added during the 5 year period only one time. e.g. Girl's junior varsity soccer was added 3 years ago, count the team only once, not 3 times. For girls, total the entries in Rows 1, 2, and 3 into Row 4. For boys, total Rows 5, 6, and 7 into Row 8.
- 4) For Column 4, list the number of participants that are currently on each level of the teams that were added in the last five years. If a team was added previously but no longer exists, there are no current participants to be added for that team. For girls, total the entries in Rows 1, 2, and 3 into Row 4. For boys, total Rows 5, 6, and 7 into Row 8.
- 5) For Column 5, calculate the percentage of participants that have been added in the last five years. For girls, take the number in Column 4, Row 4 and divide by the number in Column 2, Row 4. For boys, take the number in Column 4, Row 8 and divide it by the number in Column 2, Row 8.

Note: If the percentage of current participants added in the last five years is 25% or greater, compliance with test two may be possible. If less than 25%, then compliance with test three should be analyzed. **CAUTION:** 25% is not a formal compliance standard.

Principal's Signature: _____




Date: 4/13/06

2005-2006
ACCOMMODATION OF INTERESTS AND ABILITIES
SUMMARY PROGRAM CHART 3

Participation Opportunities Test Three

FOR ANY QUESTION ANSWERED "YES" IDENTIFY THE RESPECTIVE SPORT(S).

	GIRLS (Yes / No)		BOYS (Yes / No)
1. For a sport not currently played at the interscholastic level (varsity, junior varsity, or freshman) in your school, is there an intramural team offered for that sport?	No		No
2. For a sport <u>not</u> currently offered in your interscholastic athletics program, is there sufficient interest to form a viable interscholastic team based on participation on an intramural team or community recreation teams?	No		No
3. For a sport <u>not</u> currently offered, is there sufficient interest, based on your most recent Student Interest Survey, to form a viable interscholastic team based on student responses from the interscholastic survey? If yes, what sport?	No		No
4. For a sport currently offered at the varsity level only, is there sufficient interest, based on your most recent Student Interest Survey, to form a viable team for a junior varsity or freshman team that is not currently offered?	No		No
5. For a sport currently offered at the junior varsity or freshman level is there sufficient interest, based on your most recent Student Interest Survey, to form a varsity team not currently offered?	No		No
6. If you answered YES to question (1), (2), (3), (4), or (5), are there enough high schools in your geographic area offering the sport (at the appropriate level) to allow for the development of a reasonable schedule of competition?			

Principal's Signature: 

Date: 4/13/06

2005-2006
ACCOMODATION OF INTERESTS AND ABILITIES
SUMMARY PROGRAM CHART 4

Levels of Competition Test One

		Column 1	Column 2	Column 3
Girls	Team Levels	Number of Teams Currently Offered	Number of Participants	Percentage of Participants at Each Level
Row 1	varsity:	5	41	80%
Row 2	j.v.:	1	10	20%
Row 3	frosh:			
Row 4	total:		51	100%
Boys				
Row 5	varsity:	5	51	82%
Row 6	j.v.:	1	11	18%
Row 7	frosh:			
Row 8	total:		62	100%

- 1) Column 1, list the number of interscholastic teams offered for girls and boys at each competitive level; varsity, junior varsity, and freshman. (Refer to Form T-2, Accommodation of Interests and Abilities, Summary Program Chart 2, Column 1.)
- 2) For Column 2, list the number of participants at each level. For girls, total the entries in Rows 1, 2, and 3 into Row 4. For boys, total the entries in Rows 5, 6, and 7 into Row 8. (Refer to Form T-2, Accommodation of Interests and Abilities, Summary Program Chart 2, Column 2.)
- 3) For Column 3, calculate the percentage of female and male participants at each level.
For girls' varsity, junior varsity, and frosh, respectively:
 - Divide Column 2, Row 1 by Column 2, Row 4, and place the percentage in Column 3, Row 1.
 - Divide Column 2, Row 2 by Column 2, Row 4, and place the percentage in Column 3, Row 2.
 - Divide Column 2, Row 3 by Column 2, Row 4, and place the percentage in Column 3, Row 3.
 -
 For boys' varsity, junior varsity, and frosh, respectively:
 - Divide Column 2, Row 5 by Column 2, Row 8, and place the percentage in Column 3, Row 5.
 - Divide Column 2, Row 6 by Column 2, Row 8, and place the percentage in Column 3, Row 6.
 - Divide Column 2, Row 7 by Column 2, Row 8, and place the percentage in Column 3, Row 7.


Principal's Signature: _____

Date: 4/13/06

**2005-2006
ACTUAL EXPENDITURES - PROGRAM COMPARISON CHART 1
TO INCLUDE BOOSTER CLUB FUNDING**

	equipment and supplies		travel		awards		coaches' salaries (to include supplemental and extended employment; dollar amount needed)		facilities improvements		publications (if sport-specific)	
	Expenditures		Expenditures		Expenditures		Expenditures		Expenditures		Expenditures	
	School	Booster	School	Booster	School	Booster	School	Booster	School	Booster	School	Booster
G basketball	4828.96		1694.11		71.08		1500.00				838.16	
B basketball	6008.98		992.36		71.08		1500.00				838.15	
G softball	220.00		485.13		23.70		600.00					
B baseball	2393.40		125.00		47.39		600.00					
G cross country							600.00					
B cross country	155.05		229.25				600.00					
G golf							600.00					
B golf	200.82		229.25				600.00					
G soccer												
B soccer												
G swimming												
B swimming												

- Total expenditures on T-35 and T-36 on the 2005-2006 year report due by April 15, 2006, should reflect the total monies spent (rounded off to nearest hundred) for the entire school year of 2004-2005 ending June 30, 2005.
- Booster Club Funding/Contributions must be included in the expenditures total.

Principal's Signature:  Date: 9/13/06

**2005-2006
ACTUAL EXPENDITURES - PROGRAM COMPARISON CHART 2
TO INCLUDE BOOSTER CLUB FUNDING**

	equipment and supplies		travel		awards		coaches' salaries (to include supplemental and extended employment; <i>dollar amount needed</i>)		facilities improvements		publications (if sport-specific)	
	Expenditures		Expenditures		Expenditures		Expenditures		Expenditures		Expenditures	
	School	Booster	School	Booster	School	Booster	School	Booster	School	Booster	School	Booster
G track												
B track												
G tennis	1078.30		442.81		34.20		600.00					
B tennis	1078.30		442.81		34.20		600.00					
G volleyball												
B wrestling												
G (list sport)												
B football												
G (list sport)												
B (list sport)												

1. Total expenditures on T-35 and T-36 on the 2005-2006 year report due by April 15, 2006, should reflect the total monies spent (rounded off to nearest hundred) for the entire school year of 2004-2005 ending June 30, 2005.

2. Booster Club Funding/Contributions must be included in the expenditures total.

Indicate percentage of total expenditures for each gender:

Gender	Expenditures	Percentage
Boys	\$ 16,746.04	55%
Girls	\$ 13,616.45	45%
Total:	\$ 30,362.49	100%

Principal's Signature:  Date: 4/13/06

2005-2006 KHSAA TITLE IX ATHLETICS AUDIT

KHSAA
Form T41
Rev. 9/05


Checklist - Overall Interscholastic Athletics Program

DIRECTIONS:

For the Areas of Compliance (Opportunities and Benefits) listed on the left hand side of the page, place a checkmark under the appropriate column identifying whether your school provided an advantage to the Girls' Program, or to the Boys' Program or to Neither Program.

Areas of Compliance:	ADVANTAGE TO:		
	GIRLS' PROGRAM	BOYS' PROGRAM	NEITHER PROGRAM
OPPORTUNITIES			
Accommodation of Interest and Abilities			X
BENEFITS			
Equipment and Supplies			X
Scheduling of Games and Practice Time			X
Travel and Per Diem Allowances			X
Coaching			X
Locker Rooms, Practice and Competitive Facilities			X
Medical and Training Facilities and Services			X
Publicity			X
Support Services			X
Athletic Scholarships			X
Tutoring			X
Housing and Dining Facilities and Services			X
Recruitment of Student Athletes			X

Principal's Signature: _____



Date: _____

4/13/06

SCHOOL NAME

The June Buchanan School

2005-2006


TITLE IX

CORRECTIVE ACTION PLAN

DIRECTIONS:

1. For Column 1, indicate the intended area which needs corrective action in order to achieve gender equity. For Column 2, write the suggested change or activities that will correct the area in need of alteration. For Column 3, include the estimated completion date for the changes or activities.
2. It is possible to attain compliance with Title IX and no longer need "corrective" action. However, the KHSAA strongly encourages compliant schools to identify items for improvement (Column 1), activities to accomplish the improvement (Column 2) and a timetable for completion (Column 3) that will strengthen the athletic program.
3. You may copy this form as needed. Please attach corrective action plans along with audit forms and submit by April 15, 2006.

COLUMN 1 ITEM FOR CORRECTION/ IMPROVEMENT	COLUMN 2 SUGGESTED CHANGE/ ACTIVITIES	COLUMN 3 TIME TABLE FOR CORRECTIVE ACTION/ COMPLETION
<ul style="list-style-type: none"> • On-campus softball field 	<ul style="list-style-type: none"> • Property purchased on campus and construction of softball field has begun; field is in the rough stages of development 	<ul style="list-style-type: none"> • Spring 2007

Principal's Signature: 

Date: 3/13/06



2005-2006 INTERSCHOLASTIC
ATHLETICS SURVEY
Summary of Student Responses

KHSAA
Form T63
Rev. 9/05

School Name: The June Buchanan School

School Enrollment: 59 (SHOULD AGREE WITH FORM T-1)

Date: April 13, 2006

Completed By: Nate Hovee and Rachel Frazier

Instructions:

1. Summarize the Student Athletics Interest Surveys Form T-61 by listing the total number of responses on the line next to each sport.
2. Under the Other Category please provide a listing of the sports as well as the number of students who are interested in participating.
3. Please sign and date this Summary Form (T-63) and mail this Summary Form only to the KHSAA by April 15, 2006. Do not mail the student surveys (Form T-61). However, these Forms should be maintained in your files in the event they are requested subsequently.

60 Number of Surveys

60 Total Returned (*A minimum of 80% return is expected*)

8-11 Grades Surveyed (*Should be grades 9-11 and 8th grade if school has a feeder system*)

How Was The Survey Administered? Administered during all 5th period classes
(e.g. was it given in all English classes, or all home rooms, or advisee/advisor?)

KHSAA Sanctioned Fall Sports (*List Total Number of Participation Responses*)

3 Cross Country (Girls)

3 Cross Country (Boys)

17 Football (Boys)

2 Golf (Girls)

6 Golf (Boys)

7 Soccer (Girls)

4 Soccer (Boys)

10 Volleyball (Girls)

Winter Sport (*List Total Number of Participation Responses*)

<u>10</u>	Basketball (Girls)
<u>17</u>	Basketball (Boys)
<u>1</u>	Indoor Track (Girls)
<u>0</u>	Indoor Track (Boys)
<u>5</u>	Swimming & Diving (Girls)
<u>3</u>	Swimming & Diving (Boys)
<u>12</u>	Wrestling (Boys)

Spring Sport (*List Total Number of Participation Responses*)

<u>19</u>	Baseball (Boys)
<u>7</u>	Fast Pitch Softball (Girls)
<u>5</u>	Slow Pitch Softball (Girls)
<u>13</u>	Tennis (Girls)
<u>8</u>	Tennis (Boys)
<u>3</u>	Track (Girls)
<u>1</u>	Track (Boys)

Non-KHSAA Sanctioned Sports (*From Student Survey T-61 Question 10*)

<u>8</u>	Archery
<u>7</u>	Field Hockey
<u>15</u>	Bowling
<u>2</u>	Boys' Gymnastics
<u>12</u>	Girls' Gymnastics
<u>9</u>	Ice Hockey
<u>7</u>	Boys' Lacrosse
<u>10</u>	Girls' Lacrosse
<u>10</u>	Rifle
<u>10</u>	Rodeo
<u>3</u>	Boys' Volleyball
<u>5</u>	Water Polo
<u>18</u>	Weightlifting

Number of Students who participate in Intramural Sports

(*From Student Survey T-61 Question 5*)

<u>Sport</u>	<u>Number</u>

List Intramural Sports students are interested in adding:

(From Student Survey T-61 Question 6)

<u>Sport</u>	<u>Number</u>
Football	7
Dodge Ball	4
Soccer	2
Volleyball	3

Participation in Non-School Sports Activities

(From Student Survey T-61 Question 7)

<u>Sport</u>	<u>Number</u>
AAU Basketball	9
Youth League Baseball	1
Independent Dance Teams	1
County Sponsored Football	2
Independent Weight Lifting	1
Gymnastics	1


Reasons for not participating in interscholastic athletics

(From Survey Question 8)

- 4 I prefer other activities such as band, chorus, etc.
- 8 I don't have time
- 2 The practice schedules and game times are inconvenient
- 3 The sport I like isn't offered
- 1 It's too expensive
- 1 I prefer to participate in club or intramural sports
- 1 Working
- 4 Other:
Not interested in sports

Student Suggestions to encourage participation

Make students aware that participation in sports looks great on college applications; have a "Sports Day" so students can try out different sports without commitment; offer more sports to get more people involved; have "Spirit Days" for all sports team; promote all sports equally.


Principal's Signature

4/13/06
Date



**KHSAA TITLE IX RE-VISIT
VERIFICATION OF FORMS
2005-2006 SCHOOL YEAR**

KHSAA
Form GE50
Rev. 8/05
Page 1 of 2

The

June Buchanan High School

,

Pippa Passes City

, Kentucky

certifies to the KHSAA that the following is an accurate and true representation of the facts surrounding compliance with 20 V.S.C. Sections 1681-1688, it. Seq. (also known as Title IX).

The following persons are to be identified:

School District Title IX Coordinator:

Name	Gary D. Stepp
Professional Title	Assistant Headmaster/ Athletic Director
Phone Number	(606) 368-6105
Address	100 Purpose Road Pippa Passes, KY 41844

School Title IX Coordinator:

Name	Gary D. Stepp
Professional Title	Assistant Headmaster/ Athletic Director
Phone Number	(606) 368-6105
Address	100 Purpose Road Pippa Passes, KY 41844

The following signatures verify the authenticity of the documents included:

	SIGNATURE	DATE
Principal		4/13/06
School Title IX Coordinator		4-13-06
Superintendent		4-13-06
District Title IX Coordinator		4-13-06
School Board Chairperson		



**KHSAA TITLE IX RE-VISIT
VERIFICATION OF FORMS
2005-2006 SCHOOL YEAR**

KHSAA
Form GE50
Rev. 8/05
Page 2 of 2

Gender Equity Review Committee Members:

MEMBER NAME	TITLE	SIGNATURE	DATE	(✓)*
Yvon Allen	Headmaster	<i>Yvon Allen</i>	4/13/06	✓
Gary D. Stepp	Asst. Headmaster/ Athletic Director	<i>Gary D. Stepp</i>	4-13-06	✓
Lisa Cox	Counselor	<i>Lisa C. Cox</i>	4/13/06	✓
Chad Allen	Asst. Athletic Director	<i>Chad Allen</i>	4-13-06	✓
Sharon Gregory	Teacher/ Parent	<i>Sharon Gregory</i>	4-13-06	✓
Anna Jacobs	Teacher	<i>Anna D. Jacobs</i>	4-13-06	✓
Nate Hovee	Student	<i>Nate Hovee</i>	4-13-06	✓
Rachel Frazier	Student	<i>Rachel Frazier</i>	4-13-06	✓

* - Please check (✓) if Committee member has reviewed this final submission.



**KHSAA TITLE IX RE-VISIT
PARTICIPATION OPPORTUNITIES – SUMMARY CHART
2005-2006 SCHOOL YEAR**

KHSAA
Form T70
Rev. 8/05

		ATHLETIC PARTICIPATION OPPORTUNITIES			
		TEST I (Proportionality)	TEST I (History)	TEST III (Interest)	
SCHOOL		COLUMN 1 PERCENTAGE OF TOTAL ENROLLMENT BY GENDER	COLUMN 2 PERCENTAGE OF TOTAL PARTICIPATION BY GENDER	COLUMN 3 PERCENT OF TOTAL PARTICIPATION BY GENDER ADDED IN THE PAST 5 YEARS	COLUMN 4 BASED ON RESPONSES TO THE INTERSCHOLASTIC SURVEY, WAS THERE SUFFICIENT INTEREST TO FORM A VIABLE INTERSCHOLASTIC TEAM NOT ALREADY PROVIDED? (Yes/No) IF YES, IDENTIFY THE SPORT(S)
	The June Buchanan School				
	SCHOOL YEAR:				
GIRLS	2002-2003	58.3%	51.2%	39%	No
	2003-2004	49.2%	47.9%	25.3%	No
	2004-2005	55.9%	40.4%	0%	N/A
	SCHOOL YEAR:				
BOYS	2002-2003	41.7%	48.8%	32.7%	No
	2003-2004	50.8%	52.1%	0%	No
	2004-2005	44.1%	59.6%	0%	N/A

Principal's Signature _____

DIRECTIONS FOR COMPLETING EACH COLUMN ARE ENUMERATED ON PAGES 4 & 5



**KHSAA TITLE IX RE-VISIT
BENEFITS – SUMMARY CHART 1
2006-2007 SCHOOL YEAR**

School The June Buchanan School

		SCHEDULING				COACHING			SUPPORT SERVICES			
	COLUMNS 1 NUMBER OF SCHEDULED REGULAR SEASON VARSITY CONTESTS	COLUMNS 2 NUMBER OF HOME "PRIME DATE" CONTESTS (either Friday, Saturday or Sunday)		COLUMNS 3 EXPENDITURES FOR ALL COACHES' SALARIES*	COLUMNS 4 IS THE HEAD COACH EMPLOYED FULL-TIME ON-CAMPUS? (Y/N)	COLUMNS 5 EXPENDITURES FOR EQUIPMENT AND SUPPLIES*	COLUMNS 6 EXPENDITURES FOR ANNUAL DUES AND FEES*	COLUMNS 7 EXPENDITURES FOR PROMOTIONS/ RECOGNITION* (PUBLICITY, AWARDS, BANQUETS, ETC.)	COLUMNS 8 EXPENDITURES FOR TRAVEL & PER DIEM*			
		2004-2005	2005-2006							2004-2005	2005-2006	2004-2005
G basketball	24	24	4	1500.00	Y	4828.96	3737.50	909.24	1694.11			
B basketball	24	24	2	1500.00	Y	6008.98	3037.50	909.23	992.36			
G softball	15	14		600.00	Y	220.00	907.00		485.13			
B baseball	22	19		600.00	Y	2393.40	1887.50	47.39	125.00			
G cross country				600.00	Y							
B cross country	8	8		600.00	Y	155.05	20.00		229.25			
G golf				600.00	Y							
B golf	6	6		600.00	Y	200.82	170.00		229.25			
G soccer												
B soccer												

* - Round off Expenditures to the nearest one hundred dollars



**KHSAA TITLE IX RE-VISIT
BENEFITS – SUMMARY CHART 2
2006-2007 SCHOOL YEAR**

KHSAA
Form T72
Rev. 8/05

School The June Buchanan School

		BENEFITS							
		SCHEDULING		COACHING			SUPPORT SERVICES		
	COLUMN 1 NUMBER OF SCHEDULED REGULAR SEASON VARSITY CONTESTS	COLUMN 2 NUMBER OF HOME "PRIME DATE" CONTESTS (either Friday, Saturday or Sunday)	COLUMN 3 EXPENDITURES FOR ALL COACHES' SALARIES*	COLUMN 4 IS THE HEAD COACH EMPLOYED FULL-TIME ON-CAMPUS? (Y/N)	COLUMN 5 EXPENDITURES FOR EQUIPMENT AND SUPPLIES*	COLUMN 6 EXPENDITURES FOR ANNUAL DUES AND FEES*	COLUMN 7 EXPENDITURES FOR PROMOTIONS/ RECOGNITION* (PUBLICITY, AWARDS, BANQUETS, ETC.)	COLUMN 8 EXPENDITURES FOR TRAVEL & PER DIEM*	
	2004-2005	2004-2005	2004-2005	2005-2006	2004-2005	2004-2005	2004-2005	2004-2005	2004-2005
G swimming									
B swimming									
G track									
B track									
G tennis	16	20	600.00	Y	1078.30	60.00	34.20	442.81	
B tennis	16	20	600.00	Y	1078.30	60.00	34.20	442.81	
G volleyball									
B wrestling									
G (list sport)									
B football									

* - Round off Expenditures to the nearest one hundred dollars

DIRECTIONS FOR COMPLETING EACH COLUMN ARE ENUMERATED ON PAGES 8 & 9



**KHSAA TITLE IX RE-VISIT
BENEFITS – PUBLICITY
2005-2006 SCHOOL YEAR**

KHSAA
Form T73
Rev. 8/05

School The June Buchanan School

SUPPORT GROUPS

DIRECTIONS – Please respond to the following questions or statements regarding your cheerleading squad(s) and other support groups. Add pages if more space is needed to answer any of the questions/statements. Please type or write legibly in ink.

1. How many cheerleading squad(s) will your school have for the 2005-2006 school year?

One (1)

2. What is (are) the name(s) of each squad? For example, the following are typical names: generals, or black and gold, or boys' varsity and girls' varsity, or varsity and junior varsity.

Boys' and Girls' Varsity

3. Describe, in detail, the selection process for each named squad.

Currently we have a high school with only 28 girls. Because enrollment numbers are so limited, any girl who maintains a good academic and social standing in school and abides by the coach's rules is allowed to join the team.

4. How is each cheerleading squad assigned to home and away athletic contests? Include football as well as boys' and girls' basketball (and any other sport) at the varsity and junior varsity levels. Include any rotation plans or alternating game assignments that your squads follow.

The girls cheer an equal number of boys' and girls' home and away games.

5. Name any squad(s) that takes part in competitive cheerleading events.

N/A

6. Do you have any other school groups such as pep band, dance teams or mascots that perform at athletic contests (Y/N)? If yes, name them and describe how they are assigned.

No



**KHSAA TITLE IX RE-VISIT
CORRECTIVE ACTION -- SUMMARY CHART
2005-2006 SCHOOL YEAR**

KHSAA
Form T74
Rev. 8/05

School June Buchanan School

SCHOOL YEAR	COLUMN 1 ITEMS FOR CORRECTION IDENTIFIED BY THE SCHOOL ON APRIL 15 TH ANNUAL REPORT	COLUMN 2 STEPS TAKEN TO IMPLEMENT CORRECTIVE ACTION	COLUMN 3 DATE OF COMPLETED CORRECTIVE ACTION
1999-2000	<ul style="list-style-type: none"> No corrective action plan was completed this year. 		
2000-2001	<ul style="list-style-type: none"> No corrective action plan was completed this year. 		

Principal's Signature _____

DIRECTIONS FOR COMPLETING EACH COLUMN ARE ENUMERATED ON PAGE 14



**KHSAA TITLE IX RE-VISIT
CORRECTIVE ACTION – SUMMARY CHART
2005-2006 SCHOOL YEAR**

KHSAA
Form T74
Rev. 8/05

School June Buchanan School

SCHOOL YEAR	COLUMN 1 ITEMS FOR CORRECTION IDENTIFIED BY THE SCHOOL ON APRIL 15 TH ANNUAL REPORT	COLUMN 2 STEPS TAKEN TO IMPLEMENT CORRECTIVE ACTION	COLUMN 3 DATE OF COMPLETED CORRECTIVE ACTION
2001-2002	<ul style="list-style-type: none"> Coaches who coach comparable sports need to be paid equally. 	<ul style="list-style-type: none"> Coaches' salaries adjusted to reflect comparable pay. 	<ul style="list-style-type: none"> '02-'03 school year
2002-2003	<ul style="list-style-type: none"> On-campus softball field 	<ul style="list-style-type: none"> Research done concerning the feasibility of getting an on-campus softball field. 	

Principal's Signature _____

DIRECTIONS FOR COMPLETING EACH COLUMN ARE ENUMERATED ON PAGE 14



**KHSAA TITLE IX RE-VISIT
CORRECTIVE ACTION – SUMMARY CHART
2005-2006 SCHOOL YEAR**

KHSAA
Form T74
Rev. 8/05

School June Buchanan School

SCHOOL YEAR	COLUMN 1 ITEMS FOR CORRECTION IDENTIFIED BY THE SCHOOL ON APRIL 15 TH ANNUAL REPORT	COLUMN 2 STEPS TAKEN TO IMPLEMENT CORRECTIVE ACTION	COLUMN 3 DATE OF COMPLETED CORRECTIVE ACTION
2003-2004	<ul style="list-style-type: none"> • Make sure prime time game opportunities are balanced. • On-campus softball field possibilities. 	<ul style="list-style-type: none"> • The schedule for the following year was altered to give comparable prime time opportunities. • Searching to find a way to get an on-campus softball field; research into possible property available for purchase. 	
2004-2005	<ul style="list-style-type: none"> • On-campus softball field 	<ul style="list-style-type: none"> • Property purchased on campus and we are looking to see if the softball field could be placed there. 	<ul style="list-style-type: none"> • Spring 2008

Principal's Signature 